

My SPROUTS Journal



NAME _____



Big Ideas from MG SPROUTS

Plants grow from seeds and seeds come from flowers.



Plants grow in a natural and complex world filled with diversity.



Plants grow in soil and gardeners can help the earth by composting to make good soil for plants to grow in.



Through gardening and growing plants, we can express creativity, culture and promote sharing.



Caring for plants and other living things is engaging and an enjoyable experience.



The things we grow and the ways we care for them can affect the health of the environment.

Name _____

What I already know

K

Flowering Plants and Seeds
Session 1

What I want to know more about

W

What I learned at SPROUTS



Name _____



SESSION 1

Where I Live and Play: Seeds and Flowers

*Record some observations about a flower that you see, or draw a picture.
Here are some things to think about:*

What color is it?

Are all of the parts of the flower the same color?

How long has it been blooming?

Are there insects visiting it?

Do you think someone planted it there?

Can you see any seeds?

Name _____

What I already know

K

Living Things from the Garden
Session 2

What I want to know more about



What I learned at SPROUTS

L

Name _____

Where I Live and Play: Insects and Other Living Things



SESSION 2

Record some observations about an insect or other living thing that you see, or draw a picture. Here are some things to think about:

What do you think it is?

Are there wings on it?

How many legs does it have?

What color is it?

Does it have antennae?

Can you see its mouth?

Name _____

What I already know



What's in the Compost?
Session 3

What I want to know more about



What I learned at SPROUTS



Name _____

Where I Live and Play: Soil



SESSION 3

Record some observations about the soil, or draw a picture.

Here are some things to think about:

What color is the soil?

Is the soil wet or dry?

Are there puddles?

Can you scoop it?

Is it sticky or sandy?

Do you see any living things in it?

What kinds of plants are growing in the soil?

Name _____

What I already know

K

Incredible Vegetables
Session 4

What I want to know more about

W

What I learned at SPROUTS

L

Name _____

Where I Live and Play: Vegetables and Fruits

My 
SPROUTS
Journal

SESSION 4

Record some observations about some vegetables that you see at a store or farmer's market, or growing in a garden. Here are some things to think about:

What color is the vegetable?

How big is the vegetable?

What kind of vegetable is it?

What parts do you think are eaten?

If you see the vegetables growing in a garden, think about these things:

What do the leaves look like?

How big do you think the plant will grow?

Name _____

What I already know

K

Plants That Grow Indoors
Session 5

What I want to know more about

W

What I learned at SPROUTS

L

Name _____



SESSION 5

Where I Live and Play: Indoor Plants

Record some observations about a plant growing indoors or draw a picture. Here are some things to think about:

How old do you think it might be?

Does it have flowers?

Who takes care of it?

Do you think it gets moved around?

Name _____

Where I Live and Play: Trees

*Record some observations about a tree that you see or draw a picture.
Here are some things to think about:*

Do you think a person planted it or did it just grow there from a fallen seed?

How old do you think it might be?

How wide and tall are the branches?

How wide is the trunk?

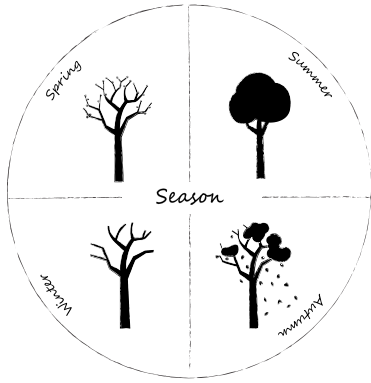
Are there animals living in it?

Do you think the needles or leaves stay on it all year round?

What kinds of seeds are on or under it?

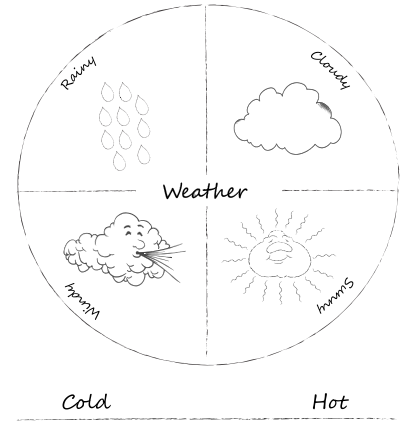
What does the bark look like?

Does it have flowers?



My SPROUTS Journal

This is where I write
about the things I see.



Today's date is _____.

I am at _____.


These are the things I see today.

These are things I want to know more about.

Where I Learn: The UGA Extension Office



Visit the UGA Extension office located at:



Follow Up

Bring your My SPROUTS Journal to the UGA Extension Office above to show us what you have learned after SPROUTS.