



Radon in Georgia

Georgia Radon Education Program


Newsletter and Outreach Report

October 1, 2020, to December 31, 2020

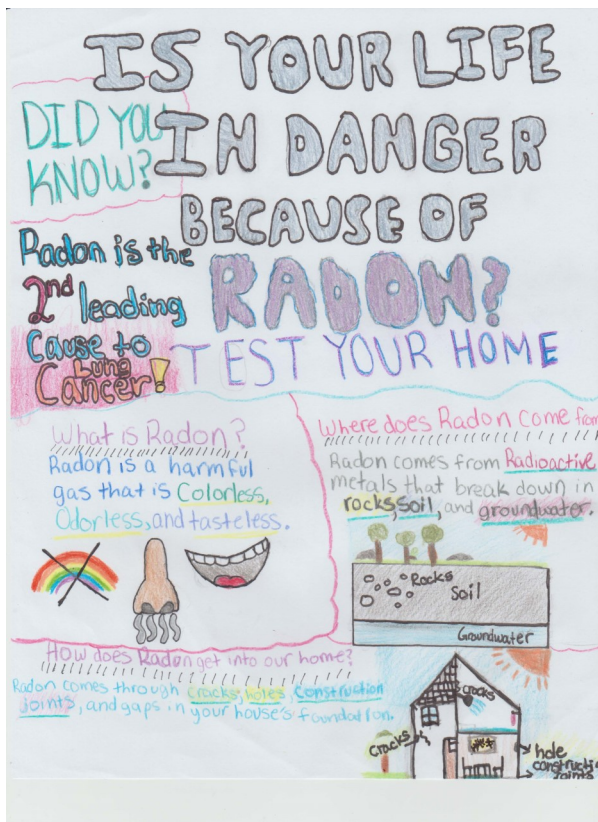
The UGA Radon Program is funded by the U.S. Environmental Protection Agency

Radon Poster Contest Winners Selected


The UGA Radon Program selected its winners for the 2020 Georgia Radon Poster Contest! The first place winner went on to enter the National Radon Poster Contest and took 3rd place in the nation. A huge congrats to this year's winners!



DaMarkus, Barnesville, 3rd Place



Makayla, Atlanta, 2nd Place



Sophia, Atlanta, 1st Place

Georgia Radon Educators at Work

Radon Program Gears Up for National Radon Action Month 2021

Amid the COVID-19 Pandemic the Program has encountered challenges conducting classes, the usual way we educate the public on radon. Virtual programming has helped bring awareness to Georgians while remaining safe. During National Radon Action Month, the program plans to incorporate many new ways to increase awareness.

With the help of county extension offices, the UGA Radon Program is continuing to offer its radon classes for homeowners online. Additionally, advertisements for the classes will be shared on social media. Additionally, local extension offices will help publish articles in local newspapers to raise awareness in the state.

The program is also conducting an ad campaign on social media to encourage testing during National Radon Action Month. This, along with a discount on radon test kits, should help encourage more Georgians to test their homes.

The Program requested proclamations from 14 Georgia counties (all zone 1 counties and the top 10 counties from the state map at radon.uga.edu) to make January “Georgia Radon Action Month”.

Finally, the program is saving recordings of its webinars to share with viewers who are unable to attend live. This should help expand viewership and knowledge about radon risks in the state.

Do you want to host a radon webinar for your workplace, HOA, or club?

**Reach out to the UGA Radon Program at:
UGARadon@uga.edu**

Radon Outreach

Program Contacts & Media Impressions October through December 2020

GA SIRG REPORT October-December 2020

| PROGRAM CONTACTS | Total |
|-------------------------------|--------------|
| Programs-Meetings | 3 |
| Participants | 57 |
| Materials Distributed | 0 |
| Exhibits-Events | 0 |
| Participants | 0 |
| Materials Distributed | 0 |
| OTHER CONTACTS | Total |
| Total Contacts | 83 |
| Medical Professionals | 0 |
| Home Builders | 3 |
| Realtors | 5 |
| Consumer Contacts | 75 |
| KIT USAGE DATA | Total |
| Kits Distributed | 278 |
| Results Received | 168 |
| ≥ 4.0 pCi/L | 51 |
| < 4.0 pCi/L | 87 |
| Incomplete | 30 |
| % ≥ 4.0 pCi/L | 37% |
| Highest Level | 16.2 pCi/L |
| MITIGATION DATA | Total |
| RRNC ² | 17 |
| Mitigations ³ | 1,023 |
| Mitigation Referrals | 51 |
| MEDIA IMPRESSIONS | Total |
| Radio | |
| Listeners | |
| Television | |
| Viewers | |
| Newspaper ⁶ | |
| Circulation | |
| Newsletter | |
| Distribution | |
| Local Web Hits ⁴ | |
| GA SIRG Web Hits ⁵ | 2,954 |
| TOTAL IMPRESSIONS | |

¹Other includes radon education/results of former educators & county FACS/4-H Agents.

²Reported annually by Southface and building professionals

³Mitigation & RRNCs completed by Certified Mitigators are reported from 2018.

⁴Began tracking Jan 1, 2010

⁵Web hits for www.UGAradon.org are shared equally among the radon educators.

⁶As of 4/20/18 circulation numbers are reported in full

Radon Outreach

Program Contacts & Media Impressions Apr. 2003 through Sep. 2020

| April 2003 through December 2020 | | | | | | | | | |
|---------------------------------------|-------------------|-------------------|-------------------|------------------|-------------------|------------------|--------------------------|--------------------|---------|
| PROGRAM CONTACTS | Hall | DeKalb | Gwinnett | Elbert | Walton | Southface | Other¹ | Totals | |
| Programs / Meetings | 385 | 187 | 266 | 193 | 624 | 1,084 | 27 | 2,766 | |
| Participants | 11,976 | 4,335 | 15,112 | 3,866 | 23,080 | 17,946 | 2,099 | 78,414 | |
| Materials Distributed | 21,015 | 11,441 | 15,887 | 6,595 | 46,547 | 9,184 | 75 | 110,744 | |
| Exhibits or Events¹ | 686 | 86 | 175 | 63 | 175 | 67 | 31 | 1,283 | |
| Participants | 51,167 | 6,558 | 146,287 | 11,978 | 161,033 | 13,798 | 2,996 | 393,817 | |
| Materials Distributed | 107,583 | 8,947 | 50,145 | 8,057 | 26,470 | 1,296 | 1,346 | 203,844 | |
| OTHER CONTACTS | Hall | DeKalb | Gwinnett | Elbert | Walton | Southface | Other | Totals | |
| Total Direct Contacts | 9,858 | 1,385 | 1,216 | 475 | 5,507 | 12,268 | 52 | 29,952 | |
| Medical professionals | 603 | 51 | 242 | 56 | 905 | 0 | 24 | 1,881 | |
| Home builders | 398 | 29 | 43 | 45 | 378 | 10,082 | 0 | 10,975 | |
| Realtors | 811 | 93 | 85 | 25 | 209 | 836 | 28 | 2,087 | |
| Consumer Contacts | 8,046 | 1,212 | 846 | 349 | 4,015 | 1,350 | 0 | 15,818 | |
| KIT USAGE DATA | Hall | DeKalb | Gwinnett | Elbert | Walton | Southface | Other | Totals | |
| Kits Distributed | 16,501 | 4,275 | 7,895 | 2,893 | 12,183 | 5,192 | 4,600 | 53,539 | |
| Test Results Received | 8,296 | 1,622 | 2,477 | 1,354 | 6,309 | 1,060 | 849 | 21,967 | |
| Highest Level | 66.6 | 31.3 | 54.4 | 44.0 | 85.8 | 77.1 | 0.0 | 85.8 | |
| MITIGATION DATA | Hall | DeKalb | Gwinnett | Elbert | Walton | Southface | Other | Totals | |
| Mitigation Referrals | 2,583 | 249 | 361 | 91 | 751 | 412 | 0 | 4,447 | |
| Mitigations ^{2,3,7} | 8,522 | | | | | | | | |
| RRNC ³ | 1,497 | | | | | | | | |
| MEDIA IMPRESSIONS | Hall | DeKalb | Gwinnett | Elbert | Walton | Southface | Other | Totals | |
| Radio Outreach | 123 | 11 | 8 | 4,278 | 137 | 1 | 2 | 4,560 | |
| Listening Audience | 5,087,027 | 3,670,000 | 10,000 | 4,020,000 | 2,693,000 | 2,000 | 377,000 | 15,859,027 | |
| TV Outreach | 140 | 75 | 713 | 8 | 279 | 2 | 437 | 1,654 | |
| Viewing Audience | 25,170,100 | 12,733,000 | 73,981,740 | 15,080 | 27,894,200 | 1,328,000 | 8,385,000 | 149,507,120 | |
| Newspaper Outreach | 120 | 4 | 19 | 13 | 102 | 0 | 6 | 264 | |
| Circulation ⁶ | 3,292,036 | 3,223,000 | 1,304,817 | 154,800 | 3,545,449 | 0 | 69,500 | 11,589,602 | |
| Newsletter Outreach | 3 | 2 | 14 | 17 | 56 | 9 | 16 | 117 | |
| Distribution | 190,240 | 249 | 16,746 | 9,215 | 1,832,280 | 903,048 | 6,054 | 2,957,832 | |
| Local Web Hits ⁵ | 1,126 | 1,044 | 20,600 | 0 | 12,000 | 0 | 0 | 34,770 | |
| State Web Hits ⁶ | 107,686 | | | | | | 51,296 | 0 | 158,982 |
| TOTAL IMPRESSIONS | 33,762,066 | 19,648,830 | 75,355,440 | 4,220,632 | 35,998,466 | 2,284,344 | 8,837,554 | 178,953,423 | |

¹Other includes radon education/results of former radon educators and county FACS/4-H Agents.

²Reported annually by Southface and building professionals

³Certified GA mitigators reported their mitigations & RRNCs annually through 2018.

⁴Began tracking Jan. 1, 2010

⁵UGA Radon Program web hits are shared equally among the 5 radon educators

⁶As of 4/20/18 circulation numbers are reported in full

⁷Mitigation data reflect installations during 2018 that were collected during this reporting period

Radon Resources & Contacts

Radon Hotline Numbers

National Hotlines

Kansas State University / EPA 1-800-SOS-RADON (1-800-767-7236)
9:00 a.m. to 5:00 p.m. Monday – Friday

National Hispanic Indoor Air Quality 1-800-725-8312

The Radon Fix It Line: (National Safety Program) 1-800-644-6999

Get live help for your radon questions 1-800-55RADON (557-2366)*

Radon Fix-It Hotline—General information on reducing radon levels 1-800-644-6999*

Safe Drinking Water Hotline 1-800-426-4791

** Operated by Kansas State University in partnership with EPA*

*The Georgia Radon Program is funded by the U.S. Environmental Protection Agency
State Indoor Radon Grant Program*

UGA Radon Program Team

Dr. Pamela R. Turner, Director

706-542-9165
prturner@uga.edu

Derek Cooper, Extension Educator

706-583-0602
dmc20@uga.edu

Dr. Uttam Saha, Program Coordinator
Feed & Environmental Water Laboratory

706-542-7690
sahau@uga.edu



Like us on Facebook!

radon.uga.edu

<https://www.facebook.com/ugaradon/>